RE 18330-08/04.23
Replaces: RE 18330-08/07.12

Pressure reducing and relieving, direct acting spool type

Common cavity

Cartridge style in manifold

VRPR-C **OR.08 - K - X - Y - Z - W**

Dimensions

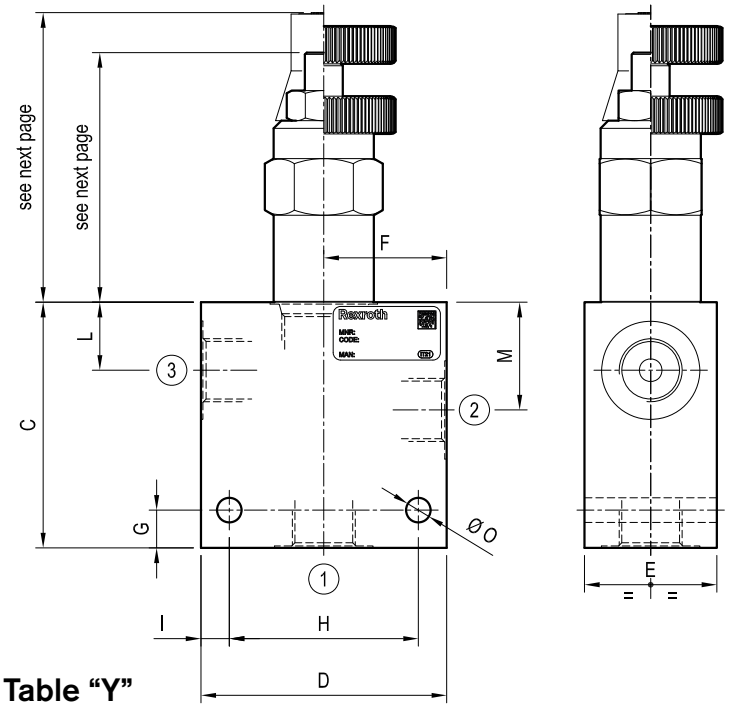

Technical data

Max flow:	up to 30 l/min	(8 gpm)
Max operating pressure for **steel** body:	350 bar	(5000 psi)
Max operating pressure for **aluminium** body:	210 bar	(3000 psi)

To order only manifold see data sheet RE 18325-85

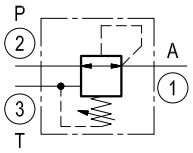

Table "Y"

Cavity	Y	PORT SIZE 1 - 2 - 3		Max Flow l/min (gpm)	DIMENSIONS mm (Inches) C	D	E	F	G	H	I	L	M	N	O	Q	R
SIZE 08	09	G 1/4		8 (2)	65 (2.56)	60 (2.36)	30 (1.18)	30 (1.18)	10 (0.39)	40 (1.58)	10 (0.39)	15 (0.59)	28.5 (1.12)		6.5 (0.26)		
	02	G 3/8			65 (2.56)	60 (2.36)	30 (1.18)	30 (1.18)	10 (0.39)	40 (1.58)	10 (0.39)	15 (0.59)	28.5 (1.12)		6.5 (0.26)		
SIZE 10	09	G 1/4		30 (8)	65 (2.56)	65 (2.56)	35 (1.38)	32.5 (1.28)	10 (0.39)	50 (1.97)	7.5 (0.30)	18 (0.71)	35 (1.38)		6.5 (0.26)		
	02	G 3/8			65 (2.56)	65 (2.56)	35 (1.38)	32.5 (1.28)	10 (0.39)	50 (1.97)	7.5 (0.30)	18 (0.71)	35 (1.38)		6.5 (0.26)		
SIZE 12																	
SIZE 16																	
SIZE 20																	

Cartridge style

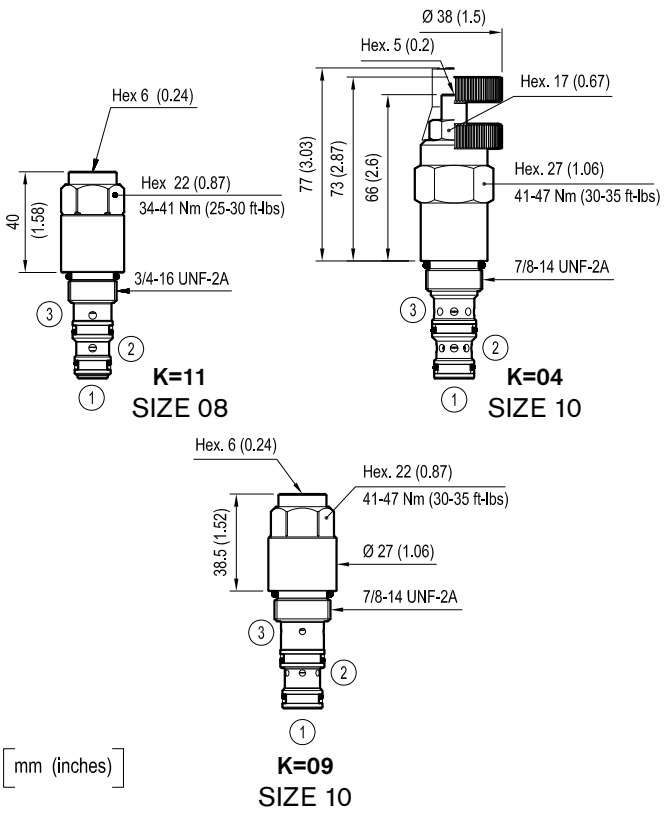

Table "K"

			K				
CARTRIDGE CODE	04	95	**11**	83	56	Z	VRPR-08A
	04	95	**04**	X	85	Z	VRPR-10A
	04	95	**09**	83	85	Z	VRPR-10A-8

Table "X"

X	ADJUSTMENTS		OPTIONS
03	Leakproof hex. socket screw **(only for K=04)**		
04	Handknob and locknut **(only for K=04)**		
83	Factory preset, adjustable **(for K=09 and K=11)**		**only for K=04** Ordering code 11.04.23.004

CARTRIDGE TECHNICAL DATA
Int. leakage ave.: 100 cm^3/min (6 in^3/min) - for K=11 type
Int. leakage ave.: 50 cm^3/min (3 in^3/min) - for K=04 type
Int. leakage ave.: 130 cm^3/min (8 in^3/min) - for K=09 type
Common cavity: **CA-08A-3N / CA-10A-3N** For other details see data sheet RE 18318-52, RE 18318-53 and RE18318-54

Table "Z"

Z	SPRINGS														
	SIZE 08			SIZE 10 (**K=04** type)			SIZE 10 (**K=09** type)			SIZE 16			SIZE 20		
			Fixed setting bar (psi) (reduc. mode)	Adj. press. range bar(psi)	Pres. increase bar/turn (psi/turn)	Std. setting bar (psi) (reduc. mode)			Fixed setting bar (psi) (reduc. mode)	Adj. press. range bar(psi)	Pres. increase bar/turn (psi/turn)	Std. setting bar (psi) (reduc. mode)	Adj. press. range bar(psi)	Pres. increase bar/turn (psi/turn)	Std. setting bar (psi) (reduc. mode)
01				2-14 (30-200)	2 (29)	8-10 (115-145)									
02				2-25 (30-350)	3 (44)	7-10 (100-145)									
04				10-50 (145-725)	7 (102)	35-40 (500-580)			35 (500)						
05			35 (500)												
06									60 (870)						
08				28-80 (400-1160)	14 (203)	45-50 (650-725)									
10			70 (1000)						90 (1305)						
20			150 (2200)												

Performance graphs

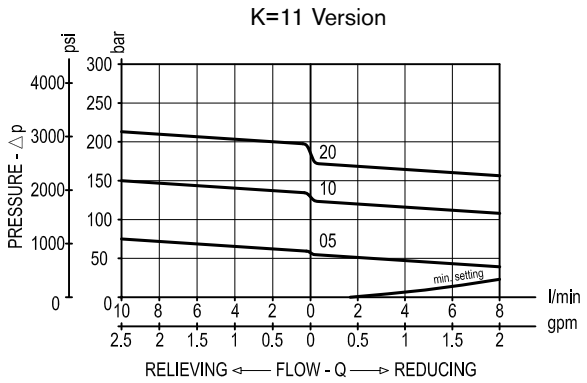

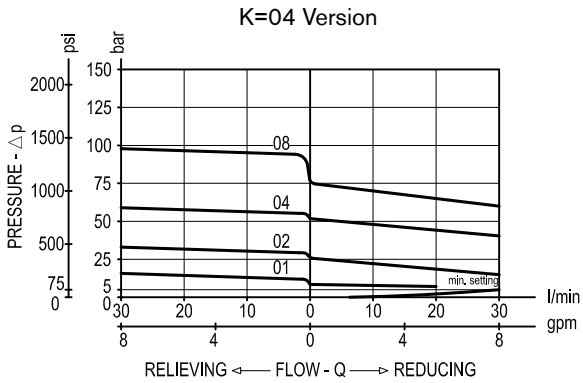

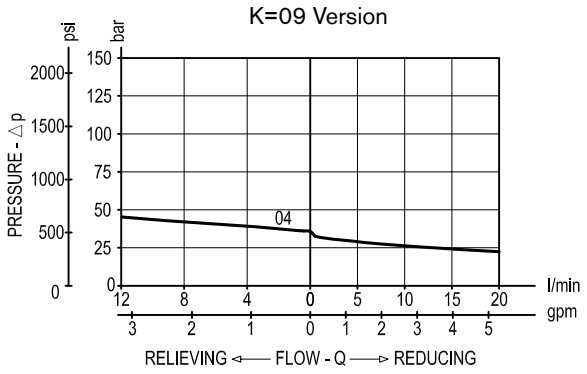

Ordering code

OR.08	K	X	Y	Z	W

Manifold with pressure reducing and relieving, direct acting spool type

Cartridge style - Common cavity
(see table K on page 2)

Cartridge style - Adjustments
(see table X on page 2)

Manifold style - Dimensions and port sizes
(see table Y on page 1)

Settings - Springs
(see table Z on page 2)

Manifold material

= 00	Aluminium manifold
= S0	Steel manifold

Preferred types (readily available)

Type	Material number
OR0804030202S0	R934000627
OR0804030204S0	R934001152
OR0804030208S0	R934000630
OR080403020200	R934003315
OR0804030902S0	R934000825
OR080404020200	R934003393
OR0811830220S0	R934001153

Type	Material number

Further types available by request

Bosch Rexroth Oil Control S.p.A.
Via Leonardo da Vinci 5
P.O. Box no. 5
41015 Nonantola – Modena, Italy
Tel. +39 059 887 611
Fax +39 059 547 848
integrated-circuits@oilcontrol.com
www.boschrexroth.com

© This document, as well as the data, specifications and other information set forth in it, are the exclusive property of Bosch Rexroth Oil Control S.p.a.. It may not be reproduced or given to third parties without its consent.

The data specified above only serve to describe the product. No statements concerning a certain condition or suitability for a certain application can be derived from our information. The information given does not release the user from the obligation of own judgment and verification. It must be remembered that our products are subject to a natural process of wear and aging.

Subject to change.