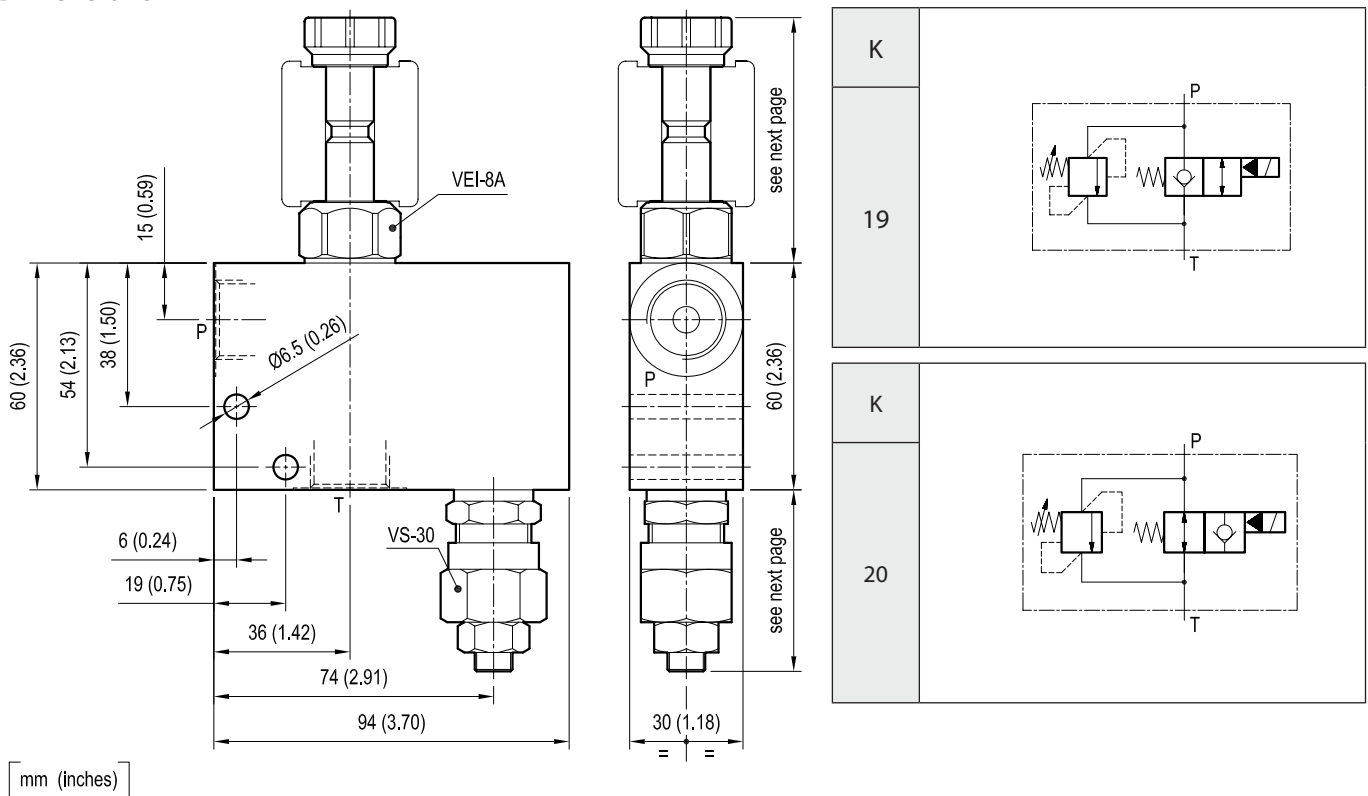


Standard integrated circuits relief valve with solenoid by-pass

VEI8A-VS30

OL - K - Y - Z - W - 00

Dimensions



Technical data

Max flow: up to 30 l/min (8 gpm)

Max operating pressure: 210 bar (3000 psi)

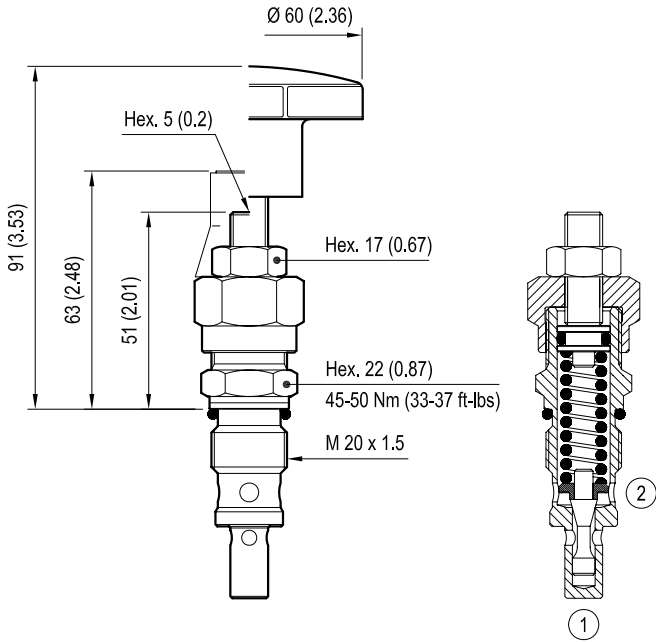
Standard manifolds in high strength aluminium.

For working pressure up to 350 bar (5000 psi) and for fatigue applications with any working pressure, steel manifolds are available upon request.

Weight: 0.65 kg (1.4 lbs)

These integrated circuit contains one relief valve type VS-30 operating from P to T and one solenoid valve type VEI-8A (see next page).

VS-30 Cartridge valve (code 04.11.18.X.99.Z)



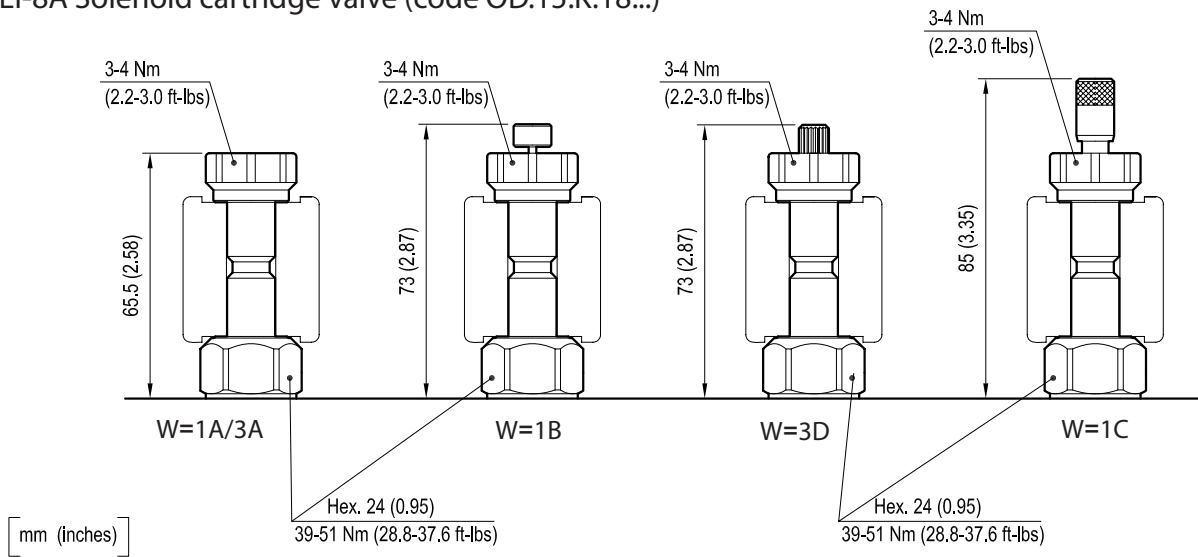
Z		VS-30 SETTING		
		Adj. pressure range bar (psi)	Press. increase bar/turn (psi/turn)	Std. setting bar (psi) (Q=5 l/min)
	04	30-100 (435-1450)	24 (348)	100 (1450)
	07	50-210 (725-3000)	47 (682)	200 (2900)
	10	100-350 (1450-5000)	82 (1189)	350 (5000)
	05	30-100 (435-1450)	24 (348)	100 (1450)
	08	50-210 (725-3000)	47 (682)	200 (2900)
	11	100-350 (1450-5000)	82 (1189)	350 (5000)

ADJUSTMENTS		OPTIONS
Leakproof hex. socket screw		 Tamper resistant cap 11.04.23.003
Handknob and locknut		

VS-30 TECHNICAL DATA
See table "Z", for other details see data sheet RE 18318-23

[mm (inches)]

VEI-8A Solenoid cartridge valve (code OD.15.K.18...)

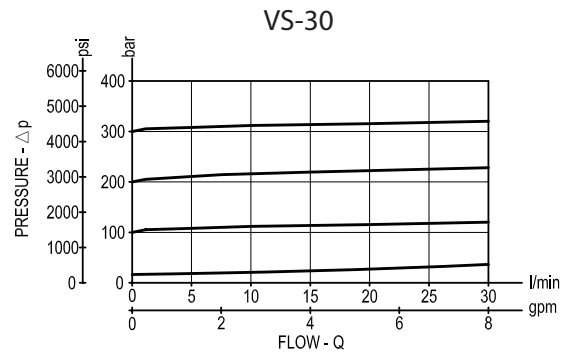
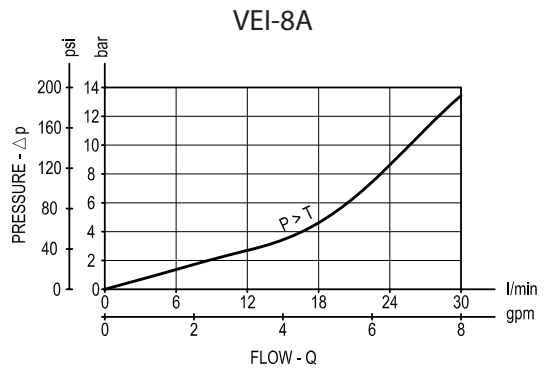


[mm (inches)]

W	MANUAL OVERRIDE OPTIONS	
	K = 19	K = 20
1A	/	No override
1B	/	Push style
1C	/	Push and twist style
3A	No override	/
3D	Knob style	/

VEI-8A TECHNICAL DATA		
Internal leakage:	max. 1cm ³ /min	(0.06 inch ³ /min)
Filtration:	25 μm nominal or better	
Minimum voltage required:	90% of nominal value	
Coil:	S8-356 (must be ordered separately) (see data sheet RE 18325-90)	
For other details see cartridge data sheet		

Performance graphs



Ordering code

OL	K	Y	Z	W	00
----	---	---	---	---	----

Solenoid operated valves
standard integrated circuits
relief valve with solenoid by-pass

Hydraulic schemes (see page 1)

Port sizes	P - T	
= 03	G 1/2	

Manual override options
(see table on page 2)

VS-30 setting
(see table on page 2)

Preferred types (readily available)

Type	Material number
OL1903043A0000	R934002533
OL1903073A0000	R901208390
OL1903103A0000	R934002538
OL1903113D0000	R934002543
OL2003041A0000	R934002552
OL2003071A0000	R934002554
OL2003071B0000	R934002555
OL2003071C0000	R934002556
OL2003081B0000	R934002557
OL2003101A0000	R934002558
OL2003101C0000	R934002559

Type	Material number

Further types available by request