

Solenoid operated valves direct acting spool type
4-way 2-position
Common cavity, Size 08

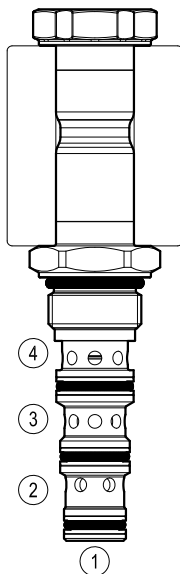
VED-16-08A-42

OD.14 - X - 58 - Y - Z

RE 18324-09

Edition: 03.2020

Replaces: 06.2019

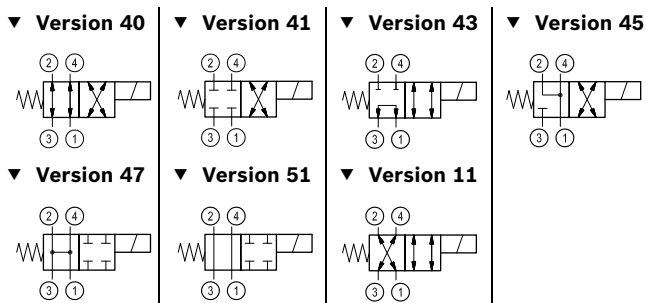


Technical data

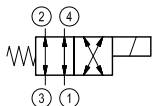
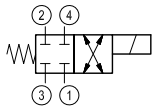
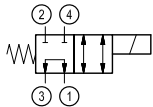
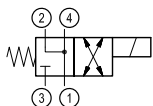
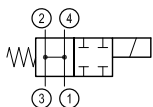
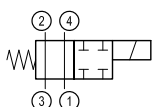
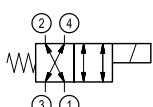
General	
Weight	0.14 kg (0.31 lbs)
Installation orientation	Unrestricted
Storage ambient temperature range	-40 to 100 °C (-40 to 212 °F)
Operating ambient temperature range	-30 to 90 °C (-22 to 194 °F)
Salt spray test to DIN EN ISO 9227:2017-07	500h
Hydraulic	
Max. operating pressure	up to 280 bar (4060 psi) *
Max. flow	up to 20 l/min (5 gpm)
Max. internal leakage at 230 bar	40 cm ³ /min. (2.4 cu.in./min.)
Fatigue cycle life	1 million cycles at 250 bar
Fluid temperature range	-20 to 80 °C (-4 to 176 °F)
Fluids: Mineral-based or synthetics with lubricating properties at viscosities of 20 to 380 mm ² /s (cSt)	
Installation torque	34 - 39 Nm (25 - 29 ft-lbs)
Recommended degree of fluid contamination	Nominal value max. 10 µm (NAS 8) ISO 4406 19/17/14
MTTFd	150 years see RE 18350-51
Cavity	CA-08A-4N see 18325-70
Seal kit	code material no. RG08A4010530100 R930005582
Seal kit coil and standard cap	code material no. RG02Z0010000100 R930067869
Other technical data	See data sheet 18350-50
Electrical	
Type of voltage	DC voltage
Coil type	D36
Supply voltage	See data sheet 18325-90
Admitted voltage tolerance: -10% / +25% of nominal voltage at 60°C amb. T	
Power consumption	20 W
Type of protection	See data sheet 18325-90

Note: Coils must be ordered separately

* See performance limits at page 3.



Ordering code

OD.14	X	58	Y	Z	0000	*
Solenoid operated valves direct acting spool type 4-way 2-position					Series O/A to L unchanged performances and dimensions	
	40					0 = With Buna seal V = With Viton seal
	41					
	43					
	45					A = Standard D = Knob style manual override
	47					Common cavity: CA-08A-4N
	51					
	11					

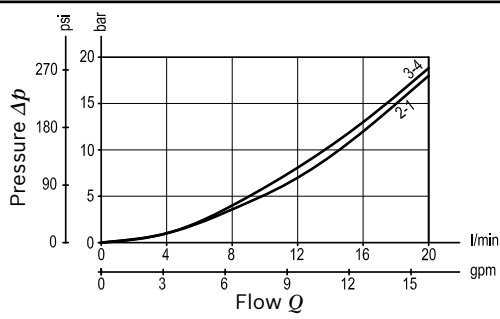
Type	Material number
OD144058A000000	R930058339
OD144058D000000	R930058713
OD144158A000000	R930058701
OD144158D000000	R930058711
OD144358A000000	R930058699
OD144358D000000	R930058714
OD144558A000000	R930058700
OD144558D000000	R930058712

Type	Material number
OD144758A000000	R930058698
OD144758D000000	R930058715
OD145158A000000	R930071561
OD141158A000000	R930067156

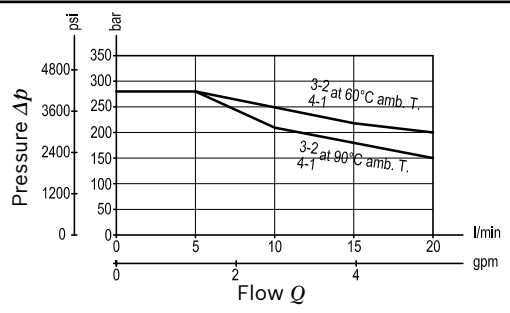
Characteristic curves

Version 40 Performance limits at 100% duty cycle

Pressure drop

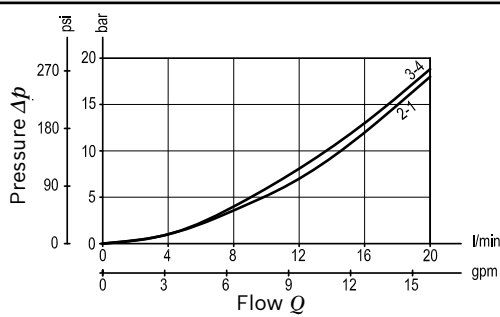


Performance limits at 100% duty cycle

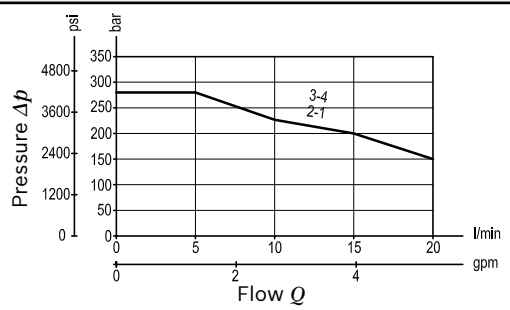


Version 41 Performance limits at 100% duty cycle at 90°C and 60°C amb. T.

Pressure drop

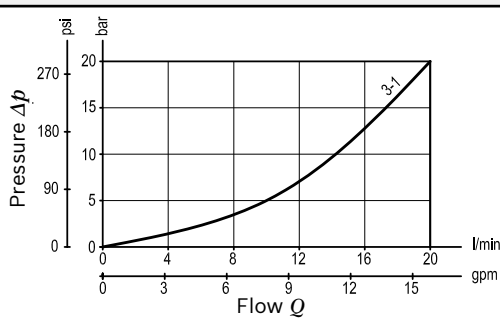


Performance limits at 100% duty cycle at 90°C and 60°C amb. T.

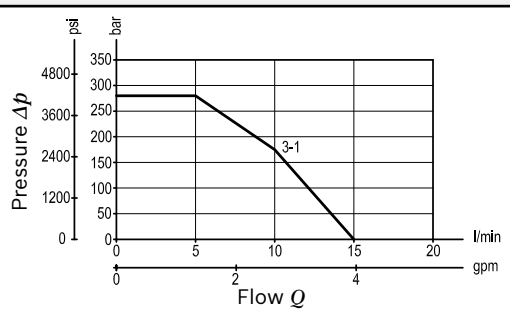


Version 43 Performance limits at 100% duty cycle at 90°C and 60°C amb. T.

Pressure drop

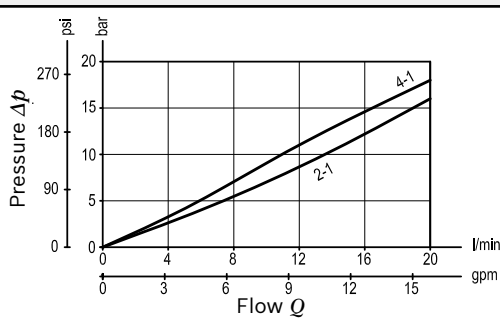


Performance limits at 100% duty cycle at 90°C and 60°C amb. T.

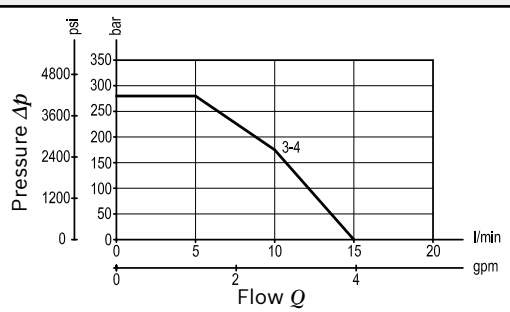


Version 45 Performance limits at 100% duty cycle at 90°C and 60°C amb. T.

Pressure drop

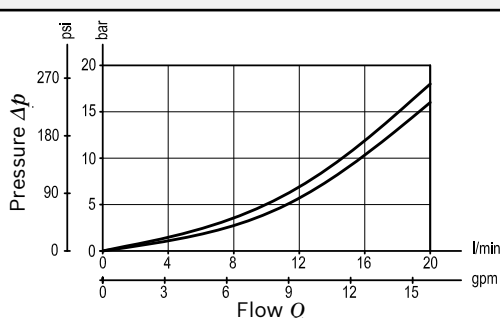


Performance limits at 100% duty cycle at 90°C and 60°C amb. T.

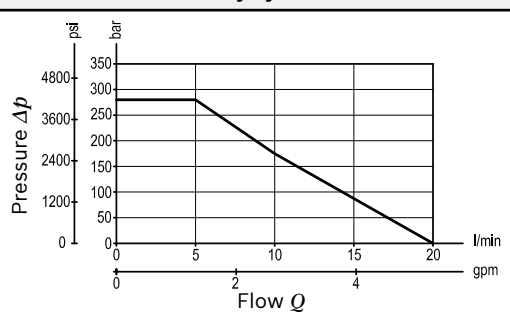


Version 47 Performance limits at 100% duty cycle at 90°C and 60°C amb. T.

Pressure drop



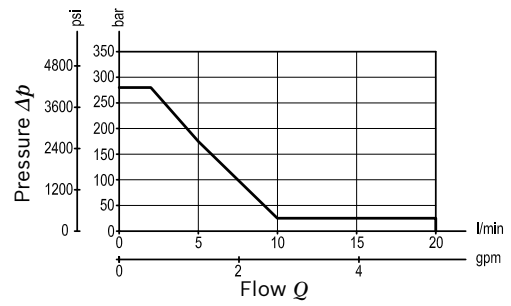
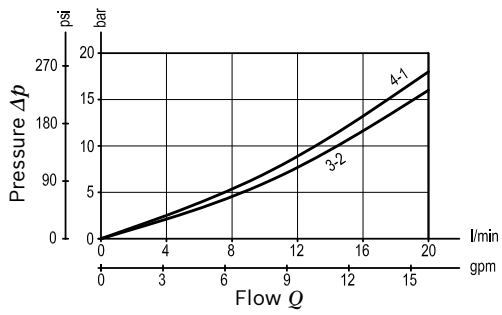
Performance limits at 100% duty cycle at 90°C and 60°C amb. T.



Characteristic curves

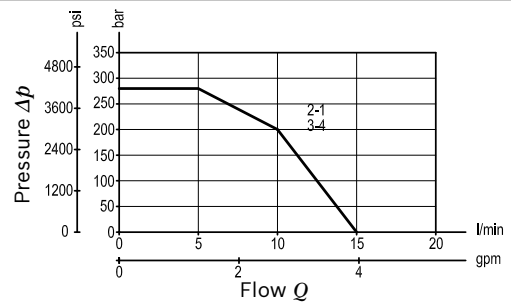
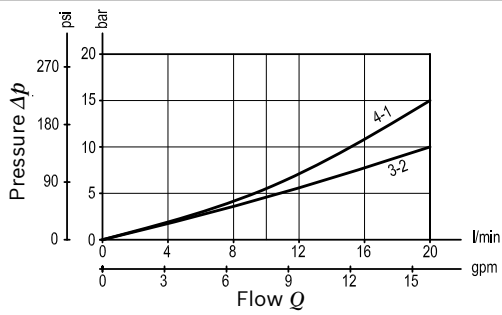
Version 51 Performance limits at 100% duty cycle

Pressure drop



Version 11 Performance limits at 100% duty cycle at 90°C and 60°C amb. T.

Pressure drop

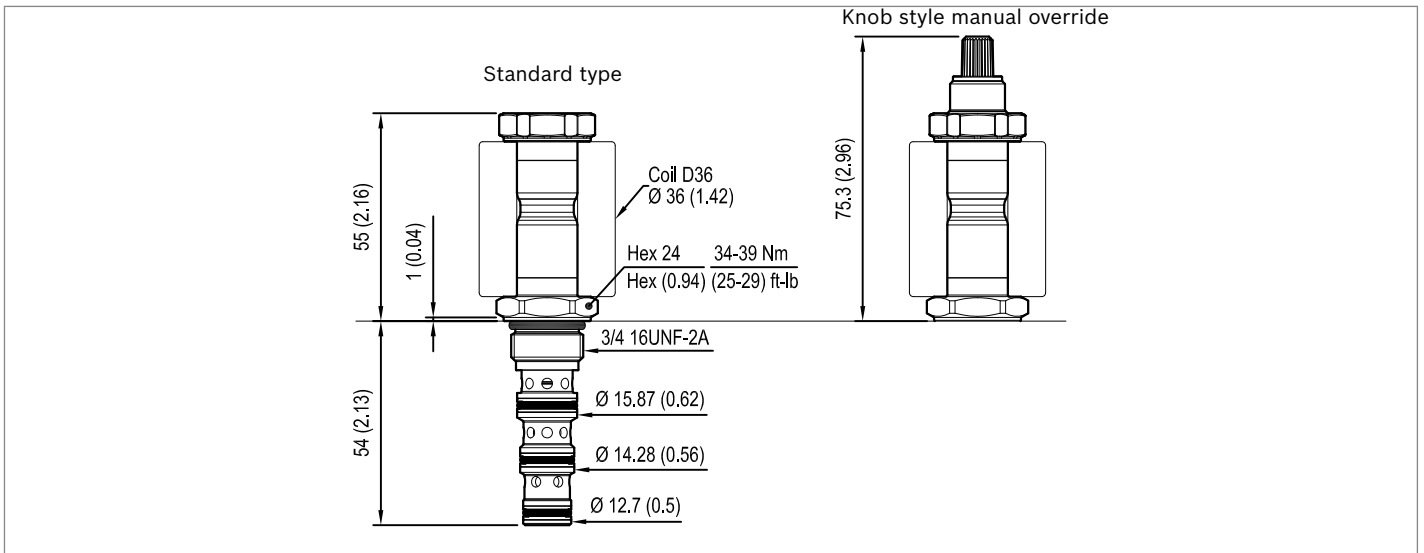


Minimum switching voltage for all versions and 100% ED	
Amb. T	Voltage required
60°C	-10% of V nominal
90°C	V nominal

Note: in case of need of performance limits at specific different working conditions, please consult factory.

Dimensions

Solenoid operated valves, direct acting spool type 4-way 2-position



Bosch Rexroth Oil Control S.p.A.

Via Leonardo da Vinci 5
P.O. Box no. 5
41015 Nonantola – Modena, Italy
Tel. +39 059 887 611
Fax +39 059 547 848
compact-hydraulics-cv@boschrexroth.com
www.boschrexroth.com/compacthydraulics

© This document, as well as the data, specifications and other information set forth in it, are the exclusive property of Bosch Rexroth Oil Control S.p.a.. It may not be reproduced or given to third parties without its consent. The data specified above only serve to describe the product. No statements concerning a certain condition or suitability for a certain application can be derived from our information. The information given does not release the user from the obligation of own judgment and verification. It must be remembered that our products are subject to a natural process of wear and aging. Subject to change.