

Single counterbalance, vented


A-VBSO-SE-CCAP-78

08.45.98 - X - Y - Z

RE 18308-48

Edition: 03.2016

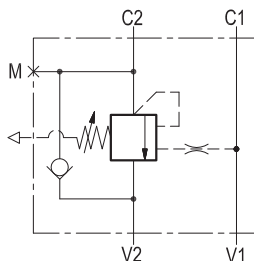
Replaces: 07.2012



Description

When pressure at V2 rises above the spring bias pressure, the check seat is pushed away from the piston and flow is allowed from V2 to C2. When load pressure at C2 rises above the pressure setting, the direct-acting, differential area, relief function is activated and flow is relieved from C2 to V2. With pilot pressure at V1-C1, the pressure setting is reduced in proportion to the stated ratio of the valve, until opening and allowing flow from C2 to V2. The spring chamber is vented to atmosphere allowing operation of all functions independent of back-pressure at V2.

Note: port identified with M are not protected with calibrated orifice but in direct connection with pressure channels.

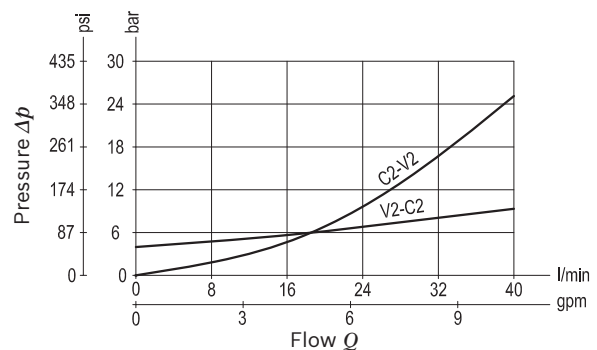


Technical data

Max. operating pressure	350 bar (5000 psi)
Max. flow	40 l/min. (11 gpm)
Weight	1.2 kg (2.6 lbs)
Manifold material	Zinc plated steel
Fluid	Mineral oil (HL, HLP) according DIN 51524
Fluid temperature range	-30 °C to 100 (-22 to 212 °F)
Viscosity range	5 to 800 mm ² /s (cSt)
Recommended degree of fluid contamination	Class 19/17/14 according to ISO 4406
Other technical data	see data sheet 18350-50
Relief setting:	at least 1.3 times the load induced pressure.
The pilot line includes adjustable hydraulic damping, for fine tuning of stability and response.	

Note: for applications outside these parameters, please consult us.

Characteristic curve



Ordering code

08.45.98	X	Y	Z
-----------------	----------	----------	----------

Single counterbalance	
Pilot ratio	
03	4.1 : 1

Port sizes	V1 - V2	C1 - C2	M
09	G 1/4	G 1/4	G 1/8

	SPRINGS		
	Adj. pressure range bar (psi)	Pres. increase bar/turn (psi/turn)	Std. setting Q=5 (l/min) bar (psi)
35	180-350 (2610-5000)	140 (2000)	350 (5000)

Tamper resistant cap code
ordering code 11.04.36.001
Mat. no. R930005189

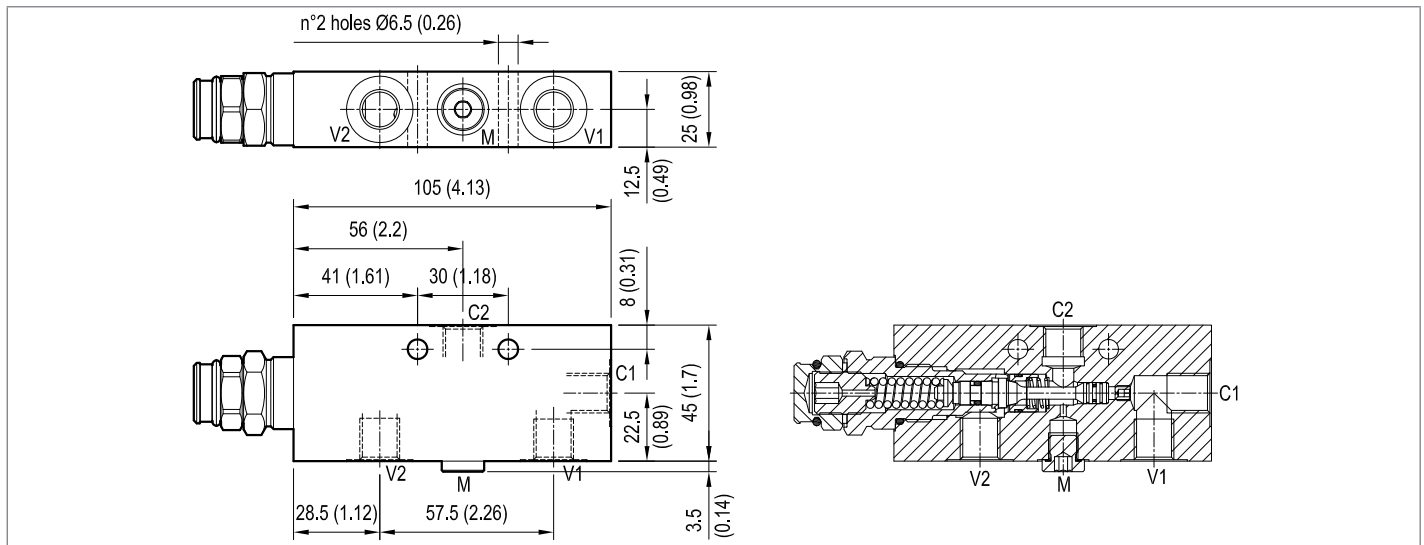


Preferred types

Type	Material number
084598030935000	R930004316

Type	Material number

Dimensions



Bosch Rexroth Oil Control S.p.A.

Via Leonardo da Vinci 5
P.O. Box no. 5
41015 Nonantola – Modena, Italy
Tel. +39 059 887 611
Fax +39 059 547 848
compact-hydraulics-pib@boschrexroth.com
www.boschrexroth.com/compacthydraulics

© This document, as well as the data, specifications and other information set forth in it, are the exclusive property of Bosch Rexroth Oil Control S.p.a.. It may not be reproduced or given to third parties without its consent. The data specified above only serve to describe the product. No statements concerning a certain condition or suitability for a certain application can be derived from our information. The information given does not release the user from the obligation of own judgment and verification. It must be remembered that our products are subject to a natural process of wear and aging. Subject to change.