

The New

Rexroth Login

Dear partners and customers,

No need to worry.

All our Rexroth web applications have been switched to a new login process.

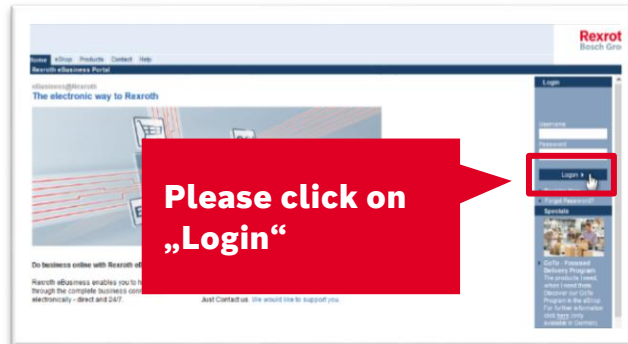
Your advantages:

- A faster, more secure and Bosch-wide uniform authentication
- No need to remember a username, just login with your email

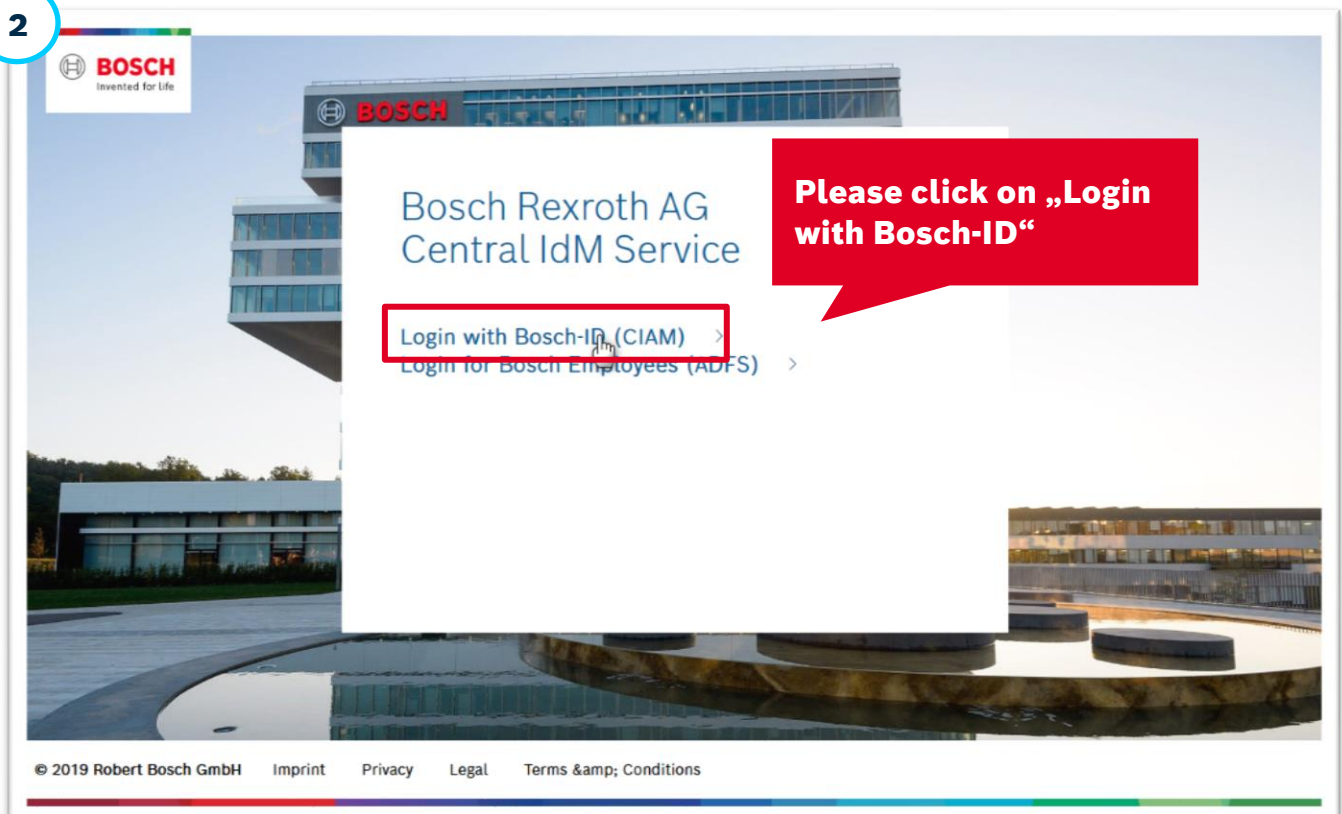
Simply follow this manual to transfer your existing login data to the new Bosch ID!

How to get your Bosch ID

1



2



3

BOSCH
Technik fürs Leben

Login with your Bosch ID

Email address

Password

Stay logged in

[Not registered yet?](#)

[Forgot password >](#)

Login

4

BOSCH
Technik fürs Leben

Register your Bosch ID

Email address
test@example.com

Password
●●●●●●●●

Repeat password
●●●●●●●●

I agree to the terms & conditions.

[Register](#)

Please make sure that you are using the same email you used before. Only then, we can assure, that you have all your old permissions back.

Your password does not have to be the previous one. Just choose any that is complex enough.

5

The image shows a screenshot of an email from the Bosch Global User Team. The email content includes a 'Welcome to Bosch' message and instructions for account activation. A red speech bubble with an envelope icon and the text 'New Mail!' is positioned in the upper right. A red box highlights the 'Activate account' button in the email body, with a red speech bubble pointing to it that says 'Please click on "Activate account"'. The email header shows the sender as 'Bosch Global User Team <noreply.myaccount@bosch.com>' and the date as '13.11.2019'. The left sidebar shows a list of emails, with the selected one highlighted in red.

BOSCH
Technik fürs Leben

BOSCH

Welcome to Bosch

Registration successful. We sent you an email to test@example.com with an activation link. If you can't find the email, check your spam and promotions folders.

If you have registered the account from a mobile application, please activate the account on the same mobile device.

New Mail!

Bosch Global User Team
Activate your Bosch ID
Welcome
13.11.2019

Bosch Global User Team <noreply.myaccount@bosch.com> 13.11.2019

Activate your Bosch ID

Aktionselemente

Welcome
Your Bosch ID – One Registration. Experience everything at Bosch.

Hello,

We are happy that you have registered for the Bosch ID.

In order to complete your registration, please click on the following button:

Activate account

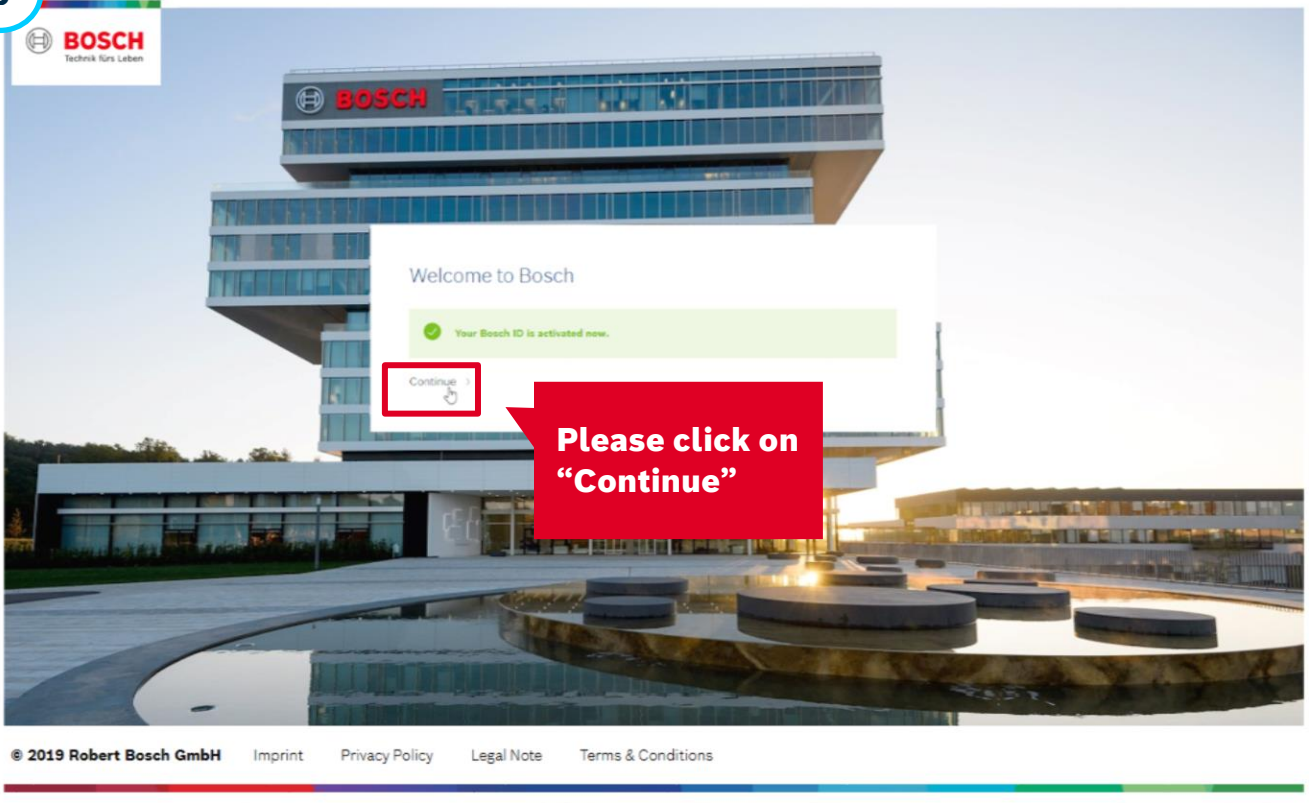
If you need help please contact the Bosch support of the application you want to use.

Your Bosch ID Team

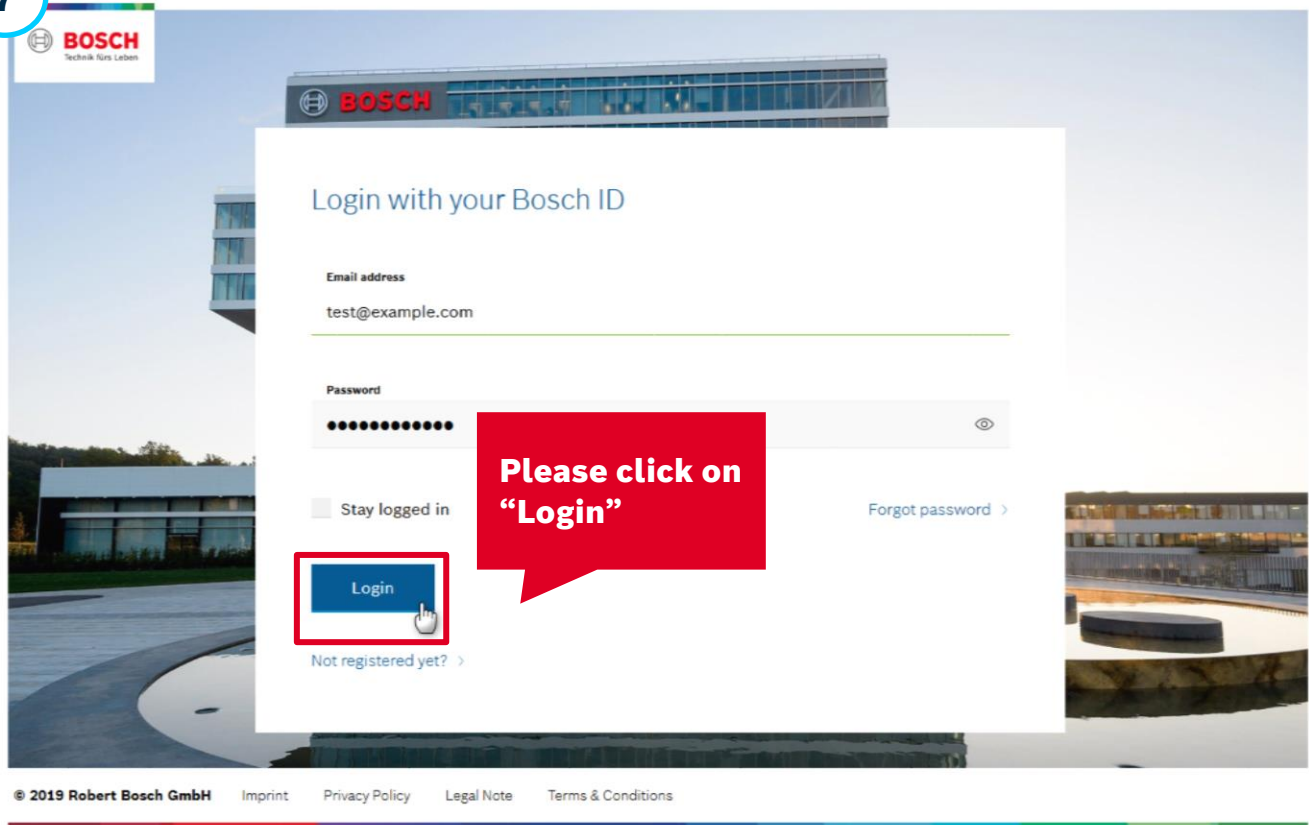
[Imprint](#) [Privacy Policy](#) [Legal Note](#) [Terms & Conditions](#)



6



7



You have successfully transferred your user data!

FAQ

The Registration was successful. However, I cannot use the DC-Service

- The reason could be that you entered a different E-Mail than the one you used before. Please contact webmaster@boschrexroth.com

Registration was not possible

- If you get a fail like „E-Mail already registered“, then you already have a Bosch-ID and can right away login. If you don't know your password please click on “Forgot password” and follow the instructions there.
- Also please keep in mind that the password must fulfil the following rules:
 - At least 1 digit
 - At least 1 special character (!\$\$%&/ () = ? [] { })
 - At least 1 upper-case character
 - At least 10 characters long

Please note that this manual is only for our existing partners and customers. If you are a Bosch employee you don't need to follow these steps.

Please find further information on our support page
<https://apps.boschrexroth.com/idm/>